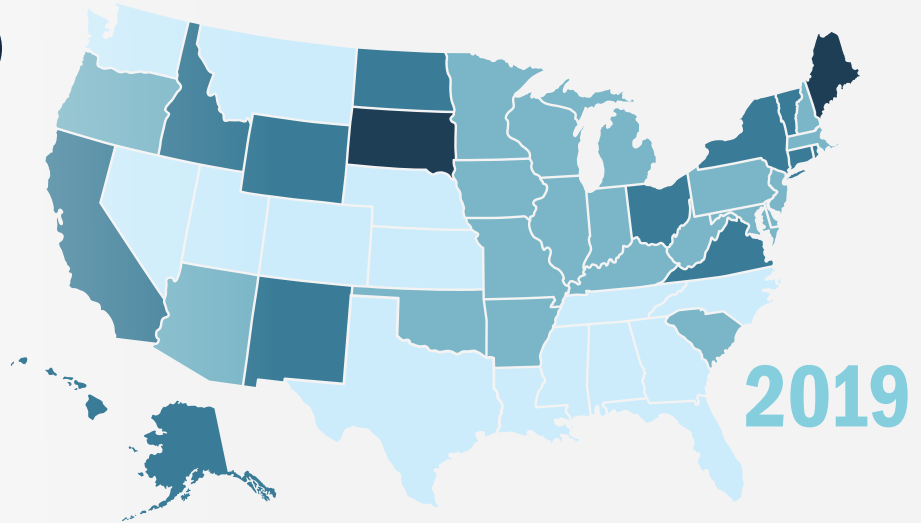
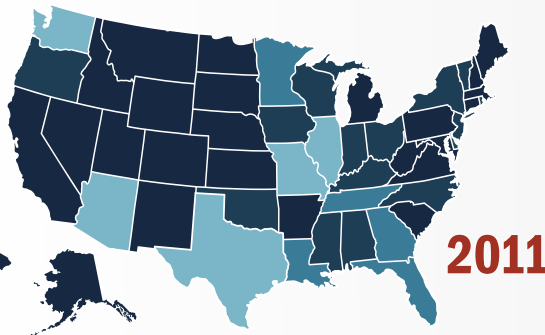



The Protected Innocence Challenge is the nation's only comprehensive study of state laws on child sex trafficking.



10 STATES RAISED THEIR GRADE IN 2019

COLORADO	B → A	MISSISSIPPI	B → A	NEW YORK	D → C
DISTRICT OF COLUMBIA	C → B	NEBRASKA	B → A	UTAH	B → A
GEORGIA	B → A	NEVADA	B → A	WYOMING	D → C
		NEW MEXICO	D → C		

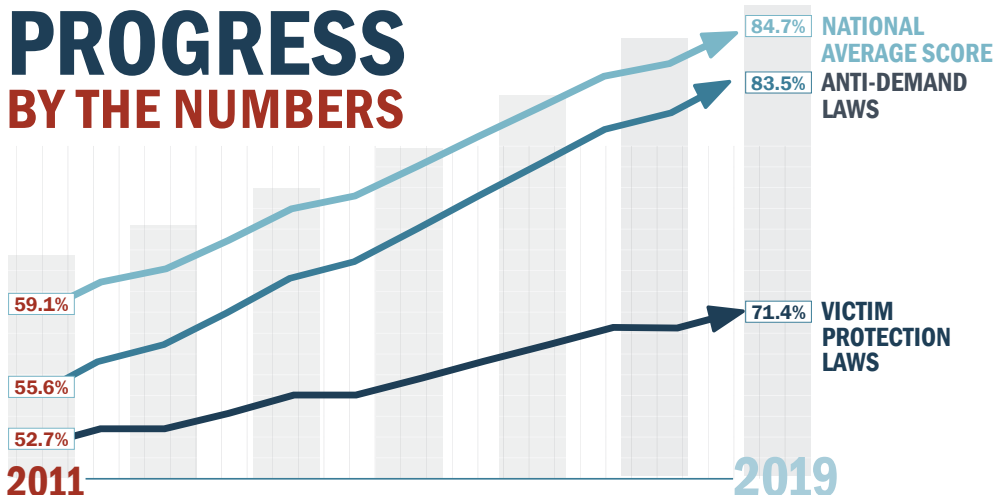
**MOST IMPROVED
2018-2019:**



NEVADA

Total Score Increase: **11.5 POINTS**

PROGRESS BY THE NUMBERS



**HIGHEST
SCORES
2019:**



- 1 TENNESSEE: 98 POINTS**
- 2 MONTANA: 97 POINTS**
- 2 NEVADA: 97 POINTS**
- 4 GEORGIA: 96 POINTS**
- 5 LOUISIANA: 95 POINTS**

TOTAL POSSIBLE	Criminalization of Domestic Minor Sex Trafficking		Criminal Provisions Addressing Demand		Criminal Provisions for Traffickers		Criminal Provisions for Facilitators		Protective Provisions for Child Victims		Criminal Justice Tools for Investigation and Prosecution		TOTAL	GRADE
	10	25	15	10	27.5	15	102.5	A						
Tennessee	10	25	15	9.5	24	14.5	98	A						
Montana	8.5	25	15	7.5	26	15	97	A						
Nevada	10	24	15	10	23.5	14.5	97	A						
Georgia	10	24.5	15	7.5	24.5	14.5	96	A						
Louisiana	10	25	15	10	20	15	95	A						
Alabama	7.5	25	15	10	22	15	94.5	A						
Florida	10	20.5	15	6	27.5	15	94	A						
North Carolina	10	23	14.5	7	25	14.5	94	A						
Kansas	10	22	14.5	9.5	22.5	15	93.5	A						
Washington	10	24.5	15	9.5	22	12.5	93.5	A						
Utah	10	25	15	7.5	23	12.5	93	A						
Mississippi	10	24.5	15	7.5	21.5	12.5	91	A						
Nebraska	10	24	12	7.5	23	14.5	91	A						
Texas	10	25	15	7.5	18.5	15	91	A						
Colorado	10	23.5	12.5	7.5	22.5	14	90	A						
Arkansas	10	22	15	10	18	14.5	89.5	B						
Missouri	10	23	15	9.5	20	12	89.5	B						
Michigan	10	23	12.5	9.5	21.5	12.5	89	B						
Minnesota	10	19	15	7.5	22.5	15	89	B						
Oklahoma	10	24.5	15	7.5	19.5	12	88.5	B						
South Carolina	10	23.5	13.5	6	23	12	88	B						
Kentucky	10	20.5	15	6	23	12.5	87	B						
Delaware	10	20	15	5	22	14.5	86.5	B						
Illinois	10	20.5	14.5	7.5	19	15	86.5	B						
Massachusetts	10	21	15	7.5	20.5	12	86	B						
Oregon	10	21	15	7.5	17.5	14.5	85.5	B						
Pennsylvania	10	19.5	15	7	19	15	85.5	B						
New Hampshire	7.5	24	15	5	24	9	84.5	B						
Wisconsin	7.5	25	15	7.5	17.5	11.5	84	B						
Arizona	10	21	15	7.5	14.5	15	83	B						
Indiana	10	15	15	4.5	22.5	15	82	B						
Maryland	10	18.5	15	7.5	16	15	82	B						
New Jersey	10	22	14.5	7.5	13.5	14.5	82	B						
Iowa	7.5	23	15	6	15.5	14.5	81.5	B						
West Virginia	10	18.5	15	3.5	18.5	15	80.5	B						
District of Columbia	7.5	19.5	12	7.5	22	11.5	80	B						
Connecticut	10	16.5	14.5	5	20.5	12.5	79	C						
Ohio	9.5	18.5	14.5	4.5	17	15	79	C						
Rhode Island	10	21	12.5	5	18	12	78.5	C						
Idaho	7.5	21	15	5	16.5	12	77	C						
North Dakota	10	18.5	15	5	18	10	76.5	C						
California	10	15.5	13.5	3.5	21.5	12	76	C						
Alaska	7.5	17	15	9.5	12	14.5	75.5	C						
Hawaii	10	17.5	15	9.5	12	11.5	75.5	C						
Virginia	7.5	17	12.5	7.5	16.5	14.5	75.5	C						
Wyoming	10	14.5	15	5	20	9.5	74	C						
New Mexico	7.5	17.5	13	7.5	15.5	12	73	C						
New York	10	16	12.5	9	13.5	10	71	C						
Vermont	7.5	14.5	13.5	6	22	7	70.5	C						
Maine	7.5	17.5	15	6	13.5	10	69.5	D						
South Dakota	8.5	17.5	15	7.5	10.5	9.5	68.5	D						