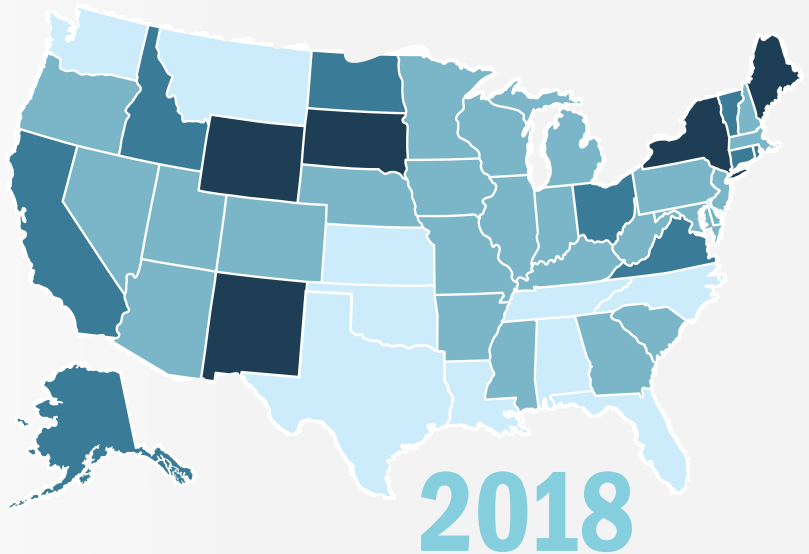
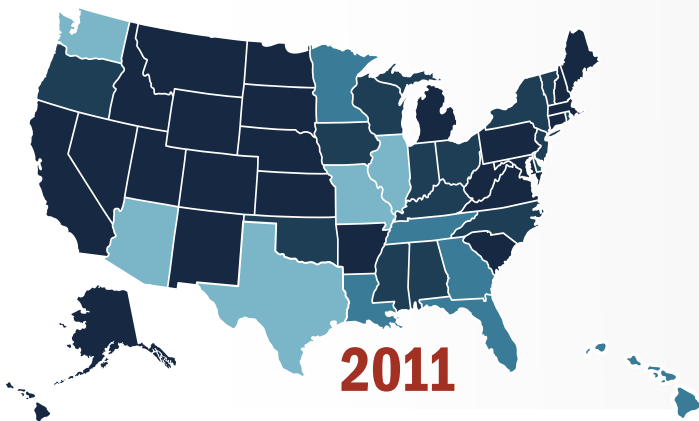

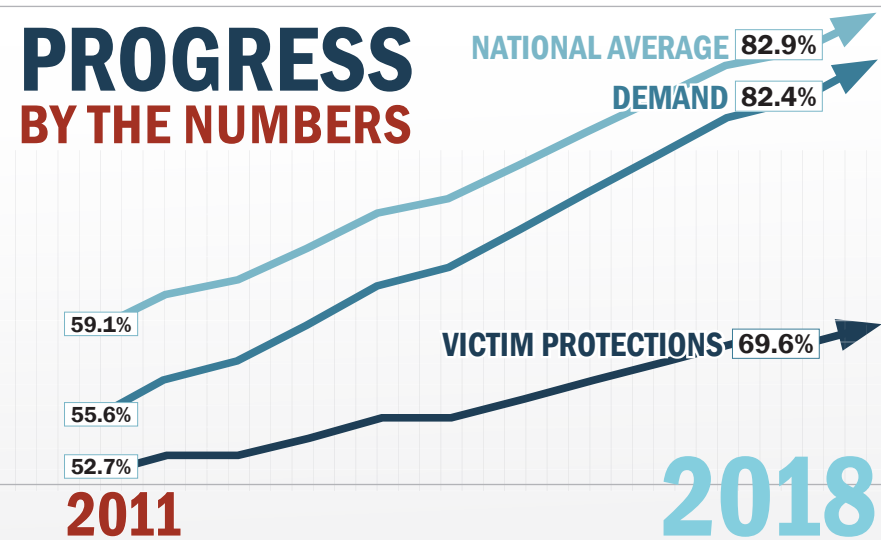


The Protected Innocence Challenge is the nation's only comprehensive study of state laws on child sex trafficking.



ALABAMA	B → A
N. CAROLINA	B → A
S. CAROLINA	C → B
VERMONT	D → C



# PROTECTED INNOCENCE CHALLENGE

# STATE GRADES

TOTAL POSSIBLE	Criminalization of Domestic Minor Sex Trafficking						Criminal Provisions Addressing Demand		Criminal Provisions for Traffickers		Criminal Provisions for Facilitators		Protective Provisions for Child Victims		Criminal Justice Tools for Investigation and Prosecution		TOTAL	GRADE
	10	25	15	10	27.5	15	102.5	A										
Tennessee	10	25	15	9.5	22.5	14.5	96.5	A										
Louisiana	10	25	15	10	20.5	15	95.5	A										
Washington	10	24.5	15	9.5	23.5	12.5	95	A										
Alabama	7.5	25	15	10	22	15	94.5	A										
Florida	10	20.5	15	6	27.5	15	94	A										
Kansas	10	22	14.5	9.5	23	15	94	A										
Montana	8.5	25	15	7.5	23.5	12.5	92	A										
Texas	10	25	15	7.5	18.5	15	91	A										
North Carolina	10	23	13	4.5	25	14.5	90	A										
Oklahoma	10	24.5	15	7.5	21	12	90	A										
Michigan	10	23	12.5	9.5	22	12.5	89.5	B										
Utah	7.5	25	15	7.5	22	12.5	89.5	B										
Minnesota	10	19	15	7.5	22.5	15	89	B										
Colorado	10	23.5	12.5	7.5	20.5	14	88	B										
Georgia	10	24.5	15	5	19	14.5	88	B										
Mississippi	10	24.5	15	7.5	21	10	88	B										
Nebraska	10	24	12	7.5	22	12	87.5	B										
Kentucky	10	20.5	15	6	23	12.5	87	B										
Missouri	7.5	23	15	9.5	20	12	87	B										
Wisconsin	7.5	25	15	7.5	18	14	87	B										
Massachusetts	10	21	15	7.5	21	12	86.5	B										
Nevada	7.5	24	15	7.5	20	11.5	85.5	B										
Oregon	10	21	15	7.5	17.5	14.5	85.5	B										
Arkansas	10	22	15	10	13.5	14.5	85	B										
Arizona	10	21	15	7.5	14.5	15	83	B										
Delaware	10	20	15	5	18.5	14.5	83	B										
New Hampshire	7.5	24	15	5	22.5	9	83	B										
New Jersey	10	22	14.5	7.5	14.5	14.5	83	B										
Illinois	10	20.5	14.5	7.5	17.5	12.5	82.5	B										
Indiana	10	15	15	4.5	22.5	15	82	B										
Pennsylvania	10	19.5	15	7	15.5	15	82	B										
South Carolina	10	21	11	6	24.5	9.5	82	B										
West Virginia	10	18.5	15	3.5	20	15	82	B										
Iowa	7.5	23	15	6	15.5	14.5	81.5	B										
Maryland	10	18.5	15	7.5	14	15	80	B										
Connecticut	10	16.5	14.5	5	20.5	12.5	79	C										
Ohio	9.5	18.5	14.5	4.5	17	15	79	C										
Rhode Island	10	21	12.5	5	18	12	78.5	C										
North Dakota	10	16	15	5	21.5	10	77.5	C										
Hawaii	10	17.5	15	9.5	13	11.5	76.5	C										
California	10	15.5	13.5	3.5	21.5	12	76	C										
Idaho	7.5	21	15	5	15.5	12	76	C										
Alaska	7.5	17	15	9.5	11	14.5	74.5	C										
District of Columbia	7.5	17	9.5	7.5	22.5	9	73	C										
Vermont	7.5	14.5	13.5	6	23.5	7	72	C										
Virginia	7.5	17	12.5	5	14.5	14.5	71	C										
New Mexico	7.5	17.5	13	7.5	12	12	69.5	D										
South Dakota	8.5	17.5	15	7.5	11.5	9.5	69.5	D										
Wyoming	10	12	12.5	5	21.5	7	68	D										
New York	8.5	14	12.5	9	12	10	66	D										
Maine	7.5	15	12.5	6	11.5	7.5	60	D										

\*In the case of duplicate scores, states are arranged alphabetically.