

THE DEMANDING JUSTICE PROJECT

FACT SHEET

The Demanding Justice Project by Shared Hope International examines the criminal justice outcomes in prosecutions of buyers of sex acts with juveniles from 2008 to present. The research is accompanied by a website, demandingjustice.org.

RESEARCH FINDINGS

- The Demanding Justice Project analyzed over 500 cases of arrested buyers of sex acts with minors.
- 99% of the buyers identified were male.
- Approximately 35% of the buyers who attempted to buy sex with a minor were communicating with a law enforcement decoy.
- A total of 404 real victims were identified in connection with these cases.

BUYER:

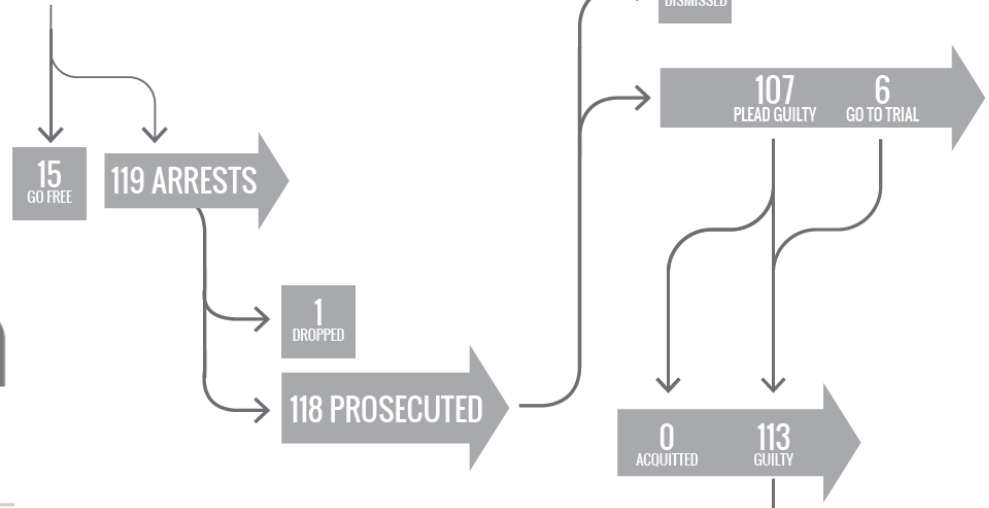
For the purpose of this study, a buyer is defined as: a person who solicits or engages in, or attempts to engage in commercial sex acts with a minor under the age of 18. This includes buyers arrested as part of a sting operation who believed they were attempting to buy sex acts with a minor, buyers who directly solicited a minor to engage in commercial sex, and buyers who purchased or attempted to purchase sex acts with a minor through a third person.

COMMERCIAL SEX:

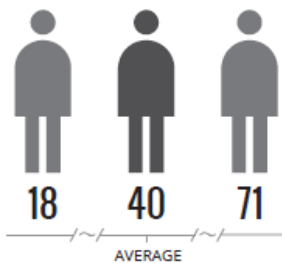
Any exchange of sex acts, including sexual performance, for something of value.

The following statistics document the criminal justice process of 134 cases in four target sites of Phoenix, Portland, Seattle and the DC-Baltimore Corridor.

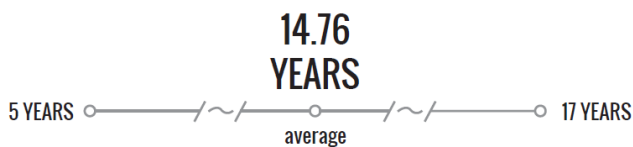
134 Cases



Buyer Age Range



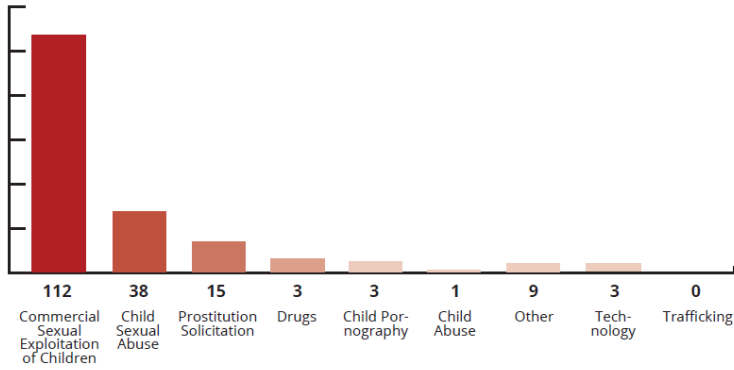
Actual Victim Age Range



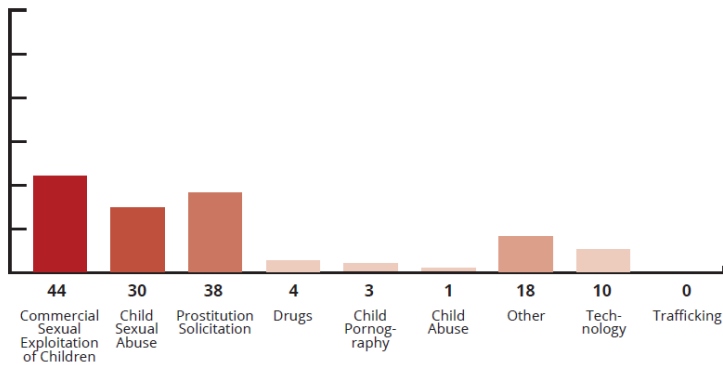
26%
no time served

OF THE REMAINING FOUND GUILTY:
69%
of sentences were suspended by an average of 85%

INITIAL CHARGES INCLUDED (out of 119 cases)



FINAL CHARGES INCLUDED:
(out of 113 Cases)



SENTENCE TIME:



ACTUAL TIME SERVED:



PROBATION:



AVERAGE FINE:
(out of 73 Cases)



FEES AND ASSESSMENTS:
(out of 102 Cases)



81 total felony

32 total misdemeanor

66 cases sex offender registration

13 cases asset forfeiture

Sentencing	D.C.-Baltimore	Portland	Phoenix	Seattle
Total Cases	35	8	24	46
Jail Time				
Total Sentence Average	1702.4 days (4.7 yrs)	733 days (2 yrs)	1,917.62 days (5.25 yrs)	228.9 days (.6 yrs)
Total Sentence Range	0 days-10 years	0-3600 days	0 days-24 years	2-780 days
Total Sentence Median	1,095 days	212 days	1,110 days	195 days
Suspended Sentences	26 cases (74.3%)	4 cases (50%)	14 cases (58.3%)	14 cases (30.4%)
Avg % of Total Sentence Suspended	79.10%	96.60%	92.50%	87%
Range of Total Sentence Suspended	7.1-100%	93.4-100%	75-98.6%	33.3-100%
Credit for Time Served	6 (17.1%)	5 (62.5%)	13 (54.2%)	32 (69.6%)
Actual Time to be Served Average	457.13 days (1.3 yrs)	154.3 days	1,728.1 days (4.7 yrs)	86.3 days
Actual Time to be Served Range	0 days-10 years	0-1,147 days	0-8,757 days (24 yrs)	0-270 days
Actual Time to be Served Median	180 days	14 days	90 days	88.5 days