

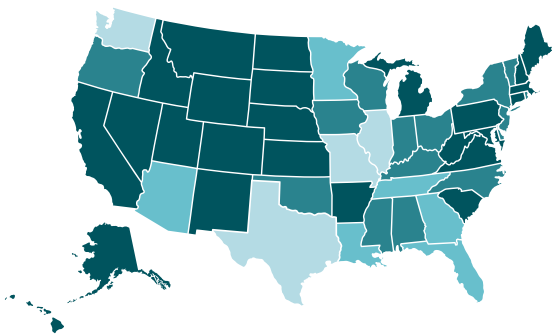
PROTECTED INNOCENCE CHALLENGE

STATE ACTION. NATIONAL CHANGE.

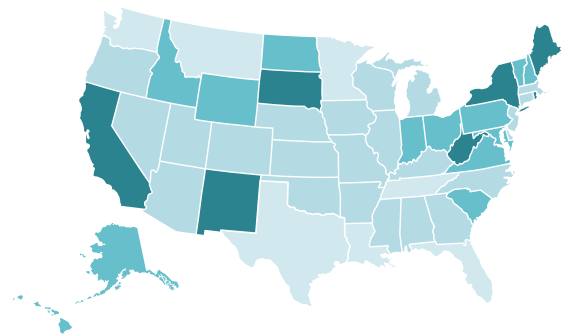
The Protected Innocence Challenge is the nation's only comprehensive study of state laws on child sex trafficking.

Available online at www.sharedhope.org/reportcards

2011



2016



A

B

C

D

F

9 STATES RAISED THE GRADE

B

FLORIDA

A

C

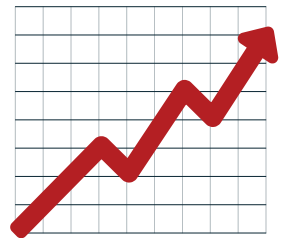
ALABAMA | CONNECTICUT | NEBRASKA | NEW JERSEY

B

D

HAWAII | IDAHO | NEW HAMPSHIRE | VIRGINIA

C



Most Improved
NEW HAMPSHIRE

(Total Score Increase: 14.5 points)



Highest Score
LOUISIANA

(Final Score: 99.5 points)

PROTECTED INNOCENCE CHALLENGE

TOTAL POSSIBLE	Criminalization of Domestic Minor Sex Trafficking						Total	Grade
	10	25	15	10	27.5	15		
	Criminal Provisions Addressing Demand	Criminal Provisions for Traffickers	Criminal Provisions for Facilitators	Protective Provisions for Child Victims	Criminal Justice Tools for Investigation and Prosecution			
Alabama	7	19	15	7.5	20.5	15	84	B
Alaska	7.5	17	15	9.5	12.5	14	75.5	C
Arizona	10	21	15	7.5	15.5	15	84	B
Arkansas	10	22	12.5	10	14.5	12.5	81.5	B
California	7.5	15.5	11	3.5	17.5	9.5	64.5	D
Colorado	10	23.5	12.5	5	22	12	85	B
Connecticut	10	18.5	14.5	5	22	10	80	B
Delaware	10	20	15	5	18.5	14.5	83	B
District of Columbia	6	17	9.5	7.5	21	10	71	C
Florida	10	20.5	15	6	27.5	15	94	A
Georgia	10	24.5	15	5	19	14.5	88	B
Hawaii	10	17.5	15	9.5	9.5	11.5	73	C
Idaho	7.5	18.5	15	5	13.5	12	71.5	C
Illinois	10	20.5	14.5	7.5	19	12	83.5	B
Indiana	10	14.5	15	4.5	17.5	14.5	76	C
Iowa	10	23	15	6	16.5	14.5	85	B
Kansas	10	22	13.5	6	21.5	15	88	B
Kentucky	10	20.5	15	6	21	12.5	85	B
Louisiana	10	25	15	10	24.5	15	99.5	A
Maine	7.5	15	12.5	6	12.5	7.5	61	D
Maryland	10	18.5	12.5	7.5	12.5	15	76	C
Massachusetts	10	21	15	7.5	20	10	83.5	B
Michigan	10	23	12.5	7	20	12.5	85	B
Minnesota	10	19	15	7.5	23.5	15	90	A
Mississippi	10	24.5	15	7.5	22	10	89	B
Missouri	7.5	23	15	9.5	19.5	12	86.5	B
Montana	8.5	25	15	7.5	24.5	10	90.5	A
Nebraska	10	22	12	7.5	17	12	80.5	B
Nevada	7.5	24	12.5	7	21	11.5	83.5	B
New Hampshire	8.5	16.5	15	5	23	9	77	C
New Jersey	10	22	14.5	7.5	15.5	14.5	84	B
New Mexico	7.5	17.5	13	7.5	12	12	69.5	D
New York	8.5	14	12.5	9	13.5	10	67.5	D
North Carolina	10	22	12.5	4.5	21	12	82	B
North Dakota	10	16	15	5	22	10	78	C
Ohio	9.5	17.5	12	4.5	17.5	15	76	C
Oklahoma	10	22.5	15	7.5	22	12	89	B
Oregon	9.5	18	15	7.5	17	15	82	B
Pennsylvania	10	19.5	12.5	7	14	15	78	C
Rhode Island	7.5	21	12.5	7.5	11	9.5	69	D
South Carolina	10	21	11	6	17	9.5	74.5	C
South Dakota	8	17	15	7.5	7	9	63.5	D
Tennessee	10	25	15	10	23.5	14.5	98	A
Texas	10	25	15	7.5	21.5	15	94	A
Utah	7.5	24.5	14.5	7.5	23.5	10	87.5	B
Vermont	7.5	17	11	6	24.5	7.5	73.5	C
Virginia	7.5	17	12.5	5	14.5	14.5	71	C
Washington	10	24	15	9.5	23.5	12.5	94.5	A
West Virginia	7.5	18	12	3.5	13	14.5	68.5	D
Wisconsin	10	22.5	15	7.5	18.5	12	85.5	B
Wyoming	10	16	12.5	5	23.5	7	74	C